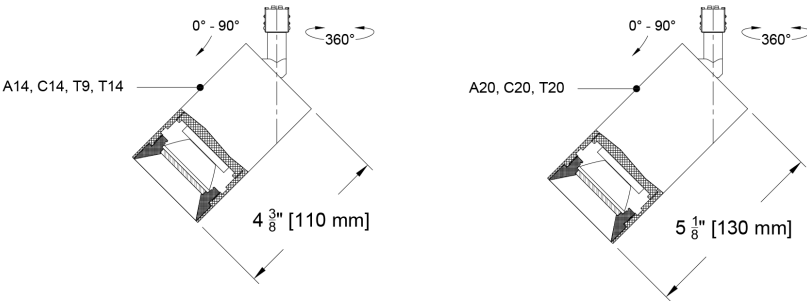


The Yashar Family

Welcome to the Yashar Low Voltage Scope track accent light, for use with our 48 volt low voltage track. The accent light, a derivative of the Scope Original Monopoint, features integral drivers mounted in the track adaptor. Available driver types include 0-10 volt, and DALI-2 dimming options. Sources include static white LEDs in a variety of color temperatures, as well as our proprietary Ambient Dim™ chip & Tunable White. In addition, all of the finish options available in the Monopoint are available for the Yashar version.



PROJECT: TYPE:
SPECIFIER: DATE:

Key Points (YSLH-SCO)

Housing

- Track accent head for use in Yashar Low Voltage Track.
- Adjustable 360° degree rotation and 90° degree tilt.
- 40 finish options, including anodized, brass, painted + Custom/RAL#.
- Precision CNC machined aluminum in New Jersey.
- Track mounted with integral drivers in track adaptor fitting.

Source / Optics

- 4 beam spreads - 20°, 28°, 40° and 60°
- Up to 1307 delivered lumens.
- <2 MacAdams Ellipses (<2 SDCM) for fixed white.
- 2400K, 2700K, 3000K, 3500K, 4000K
Ambient Dim™ in 3 CCT ranges:
2700K-2200K, 3000K-1900K, & 3000-2200K
- 90+ CRI, 60+ R9 Standard, 95+ CRI, 90+ R9 available with Ambient Dim™ option
-   Supports CA Title 24 Requirements to JA8 in most configurations.
- Lifetime: L87B3>55,000 hours at 40°C Ambient

Driver And Control

- Integral 48 volt track adaptor drivers in 0-10V or DALI-2 protocol.
DALI-2 control enables individual control of each fixture.




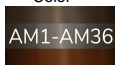














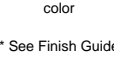



Finish Options - See finish guide for full spectrum of colors

PXX- Powder Coat Paint examples	AXX- Anodize finish examples	AMXX- Matte Anodize	BXX- Brass finish
 	  		
P14 White Paint P13 Moog Bronze	A01 Black Anod. A32 Clear A20 Blue	AM32 Clear	B05 Satin Brass

Ordering Codes

PROJECT: SPECIFIER:
DATE: TYPE: QUANTITY:

Ordering Code Example: YSLH-SCO-C14-30-28-TD1-AM01-97L

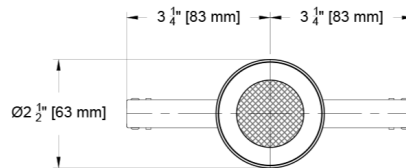
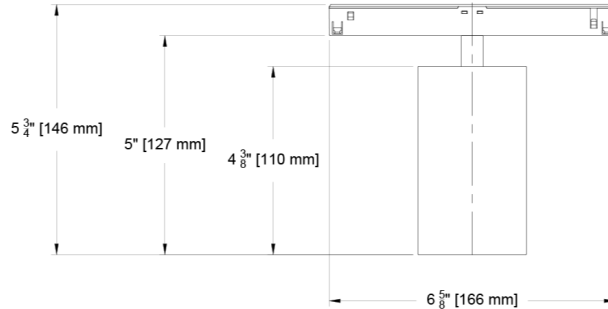
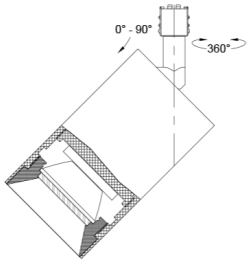
FIXTURE	SOURCE / WATTS	CCT	BEAM	DRIVER / CONTROL	HEAD FINISH	LENS ACCESSORIES	
YSLH-SCO							
Yashar Low Voltage Scope Original Track Head	Citizen	24 2400K	20 Spot	TD1 0-10V 2.0%, (48-277V) linear	AM01 Black Matte Anodize^ 	Reflector (lamp) Media	
	C14   14W 1292Lm* 90+CRI, 60+R9	27 2700K	28 Narrow Flood	TD2 DALI-2 1.0%, (48-277V) linear	AMXX Specialty Matte Anodize Color^^ 	91L Solite	
	C20   21W 1422Lm** 90+CRI, 60+R9	30 3000K	40 Flood		A32 Clear Anodize^ 	97L Black Hexcel Louver	
	Tunable	35 3500K	60 Wide Flood		AXX Specialty Anodize Color^^ 	XXL Other reflector (lamp) media*	
	T9 90+CRI, 60+R9 Tunable White	40 4000K Tunable			W White Paint 		
	T14 90+CRI, 60+R9 Tunable White	TW1840 1800-4000K Tunable White w/ TD2			PXX Specialty Paint Color* 		
	T20   21W 1490Lm^ 90+CRI, 60+R9 Tunable White	TW2765 2700-6500K Tunable White w/ TD2			B05 Satin Brass^ 		
	Ambient Dim™	Ambient Dim™			BXX Brass Finishes^^ 		
	A14   15W 851Lm* 95+CRI, 90+R9	2722* 2700-2200K *A14 Only			Note: Track adaptor furnished in White with W finish head. Other finishes furnished with a black track adaptor unless otherwise specified. ^Stem comes in selected color		
	A20   21W 858Lm 95+CRI, 90+R9	3019 3000-1900K 3022 * 3000-2200K *A14 Only			* See Finish Guide		
  Supports CA Title 24 compliance to JA8 requirements.							
*Based on 28" Beam							

Dimensions

Yashar Low Voltage Scope Track Head

Standard Mount | A14, C14, T9, T14

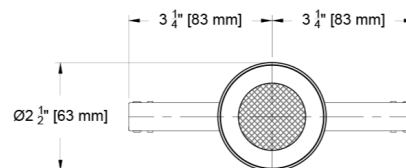
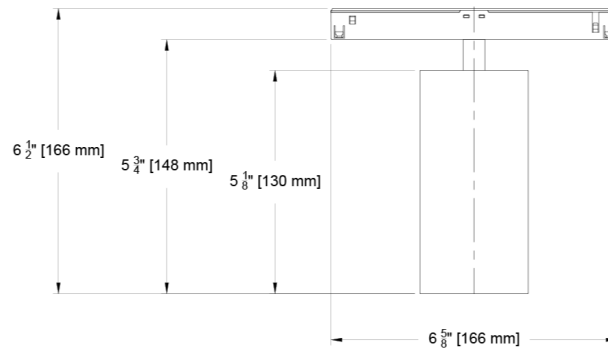
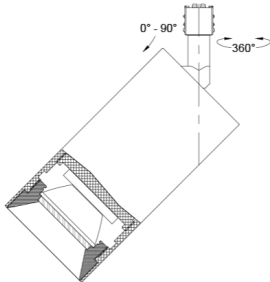
(YSLH-SCO-)



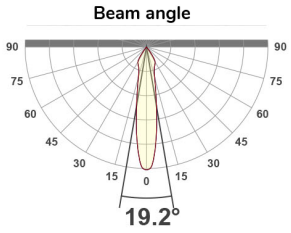
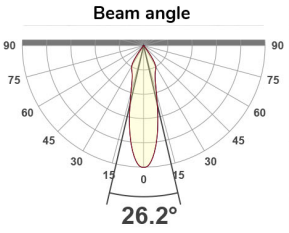
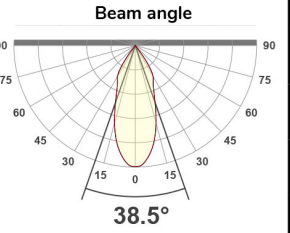
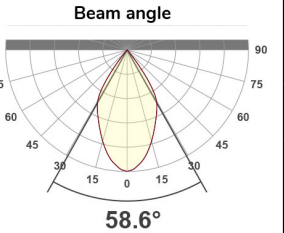
Yashar Low Voltage Scope Track Head

Standard Mount | A20, C20, T20

(YSLH-SCO-)



Photometric Table All data below are delivered lumens based on goniometer measurements of production representative product. All lumen values can vary +/- 10% from LED manufacturer rated nominal flux. The following combinations do not meet California Title 24 efficacy requirements - Ambient Dim 15°.

CYLINDER Beamspreads		20°				28°				40°				60°			
	System watts (W)	Delivered Lumens (lm)	Lumens/ Watt	Peak CD	10% Field	Delivered Lumens (lm)	Lumens/ Watt	Peak CD	10% Field	Delivered Lumens (lm)	Lumens/ Watt	Peak CD	10% Field	Del. Lumens (lm)	Lms/ Watt	Peak CD	10% Field
Citizen C14	14	1290	92	4733	68°	1292	92	3395	71°	1255	90	2296	74°	1307	93	1702	78°
Ambient Dim A14	15	851	58	3509	66°	810	55	2246	71°	783	54	1519	73°	836	57	1105	77°
CCT Multiplier																	
CCT	Citizen																
2700	0.95																
3000	1.00																
3500	1.02																
4000	1.03																

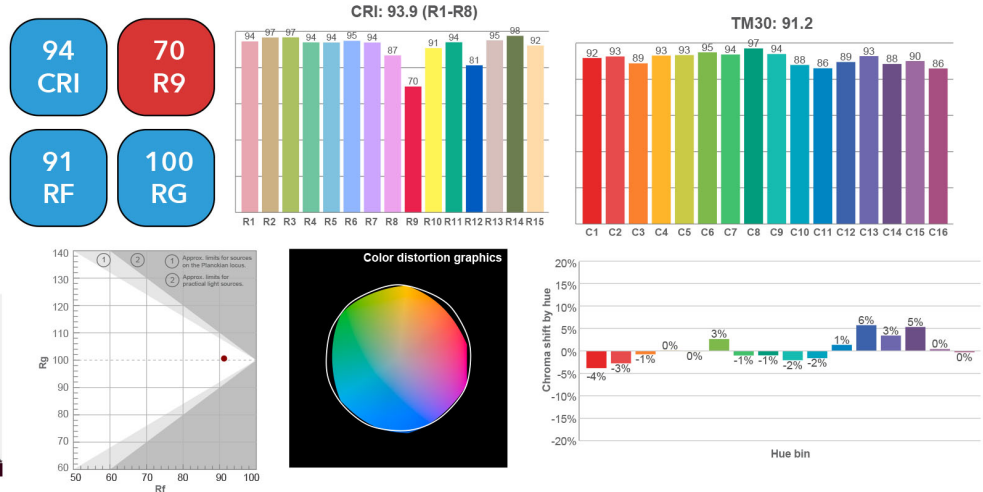
All Measurements are delivered lumens based on 3000K unless otherwise noted below. Ambient Dim measured at full output. ISO CD Plots based C14 Source.

Color Data

All data below are delivered lumens. Color and flux information based on goniometer measurements of production representative product. All values can vary +/- 10% from LED manufacturer data range as listed on their datasheet.

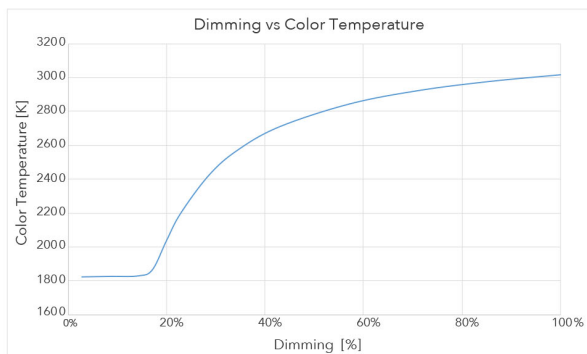
Citizen Source C14

- <2 MacAdam Ellipse (<2 SDCM)
- 90+ CRI and RF
- 60+R9, Hue Bin 1

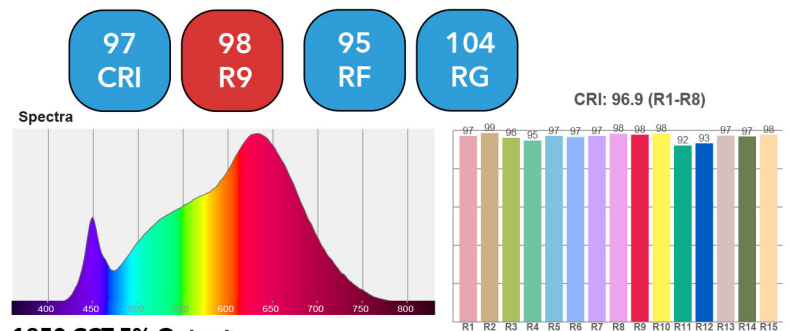


Ambient Dim Source A14 (AD - 3000k to 1900k)

- <3 MacAdam Ellipse (<3 SDCM)
- 95+ CRI and RF
- 90+R9, Hue Bin 1
- Follows Black Body Locus through dimming range



3000 CCT Full Output



1850 CCT 5% Output

